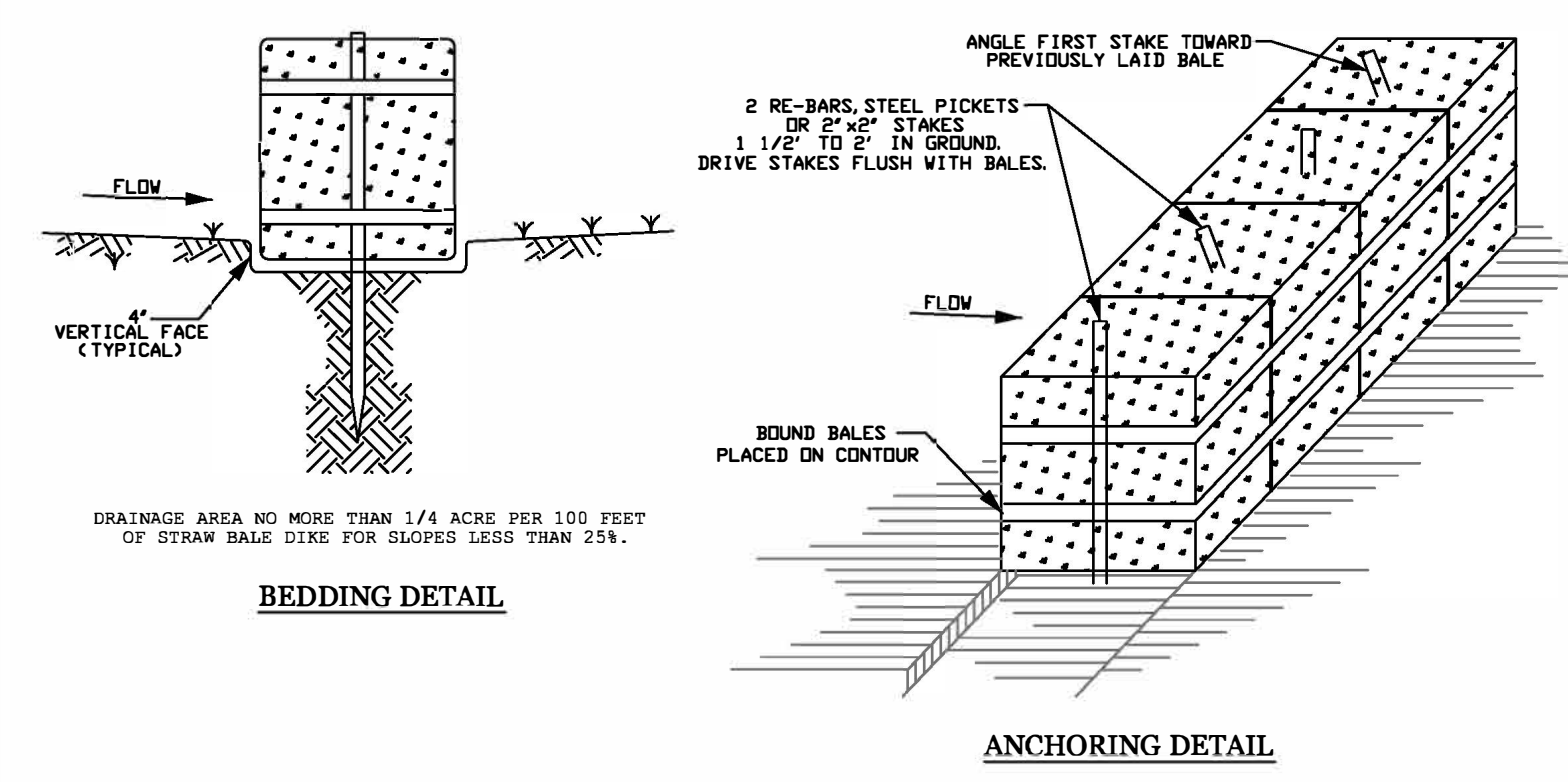


CONSTRUCTION SPECIFICATIONS:

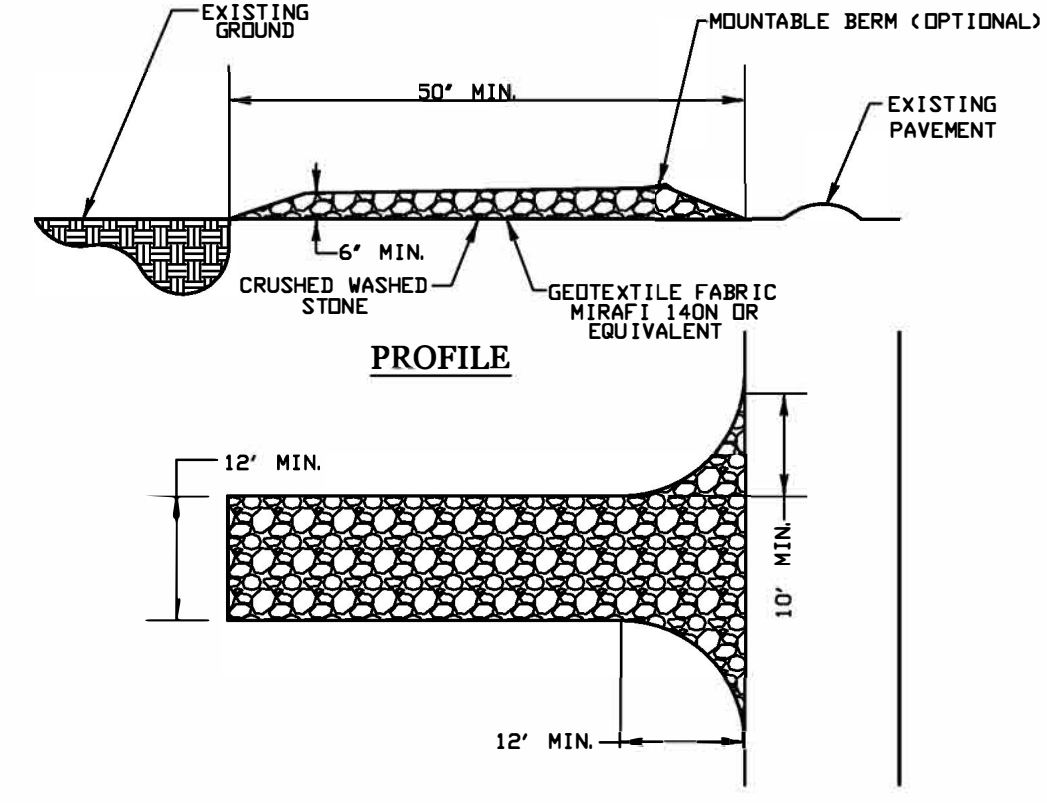
1. THE MATERIALS REQUIRED TO CONSTRUCT THE C.B. SEDIMENT BARRIER SHALL MEET THE REQUIREMENTS OF SECTION 209 OF THE STANDARD SPECIFICATIONS.
2. IF STRAW BALE OPTION IS CHOSEN, CONFORM TO ANCHORING AND BEDDING DETAILS.
3. CUT SILT FENCE FROM A CONTINUOUS ROLL TO ELIMINATE JOINTS. IF JOINTS ARE NEEDED, THEY WILL BE OVERLAPPED TO THE NEXT POST.
4. SPACE POSTS EVENLY AROUND INLET 3 FEET APART AND DRIVE A MINIMUM OF 18" DEEP. SPANS GREATER THAN 3 FEET MAY BE BRIDGED WITH THE USE OF WIRE MESH BEHIND THE SILT FENCE FOR SUPPORT.
5. SILT FENCE SHALL BE EMBEDDED 1 FOOT MINIMUM BELOW GROUND AND BACKFILLED. IT SHALL BE SECURELY FASTENED TO THE POST AND FRAME.
6. A 2"x4" WOOD FRAME SHALL BE COMPLETED AROUND THE CREST OF THE SILT FENCE FOR OVERFLOW STABILITY.
7. MAXIMUM DRAINAGE AREA: 1 ACRE.
8. PAYMENT TO BE MADE UNDER ITEM 209-1



SEDIMENT BARRIER (STRAW BALE OPTION)
ITEM 209-1
N. T. S.

CONSTRUCTION SPECIFICATIONS:

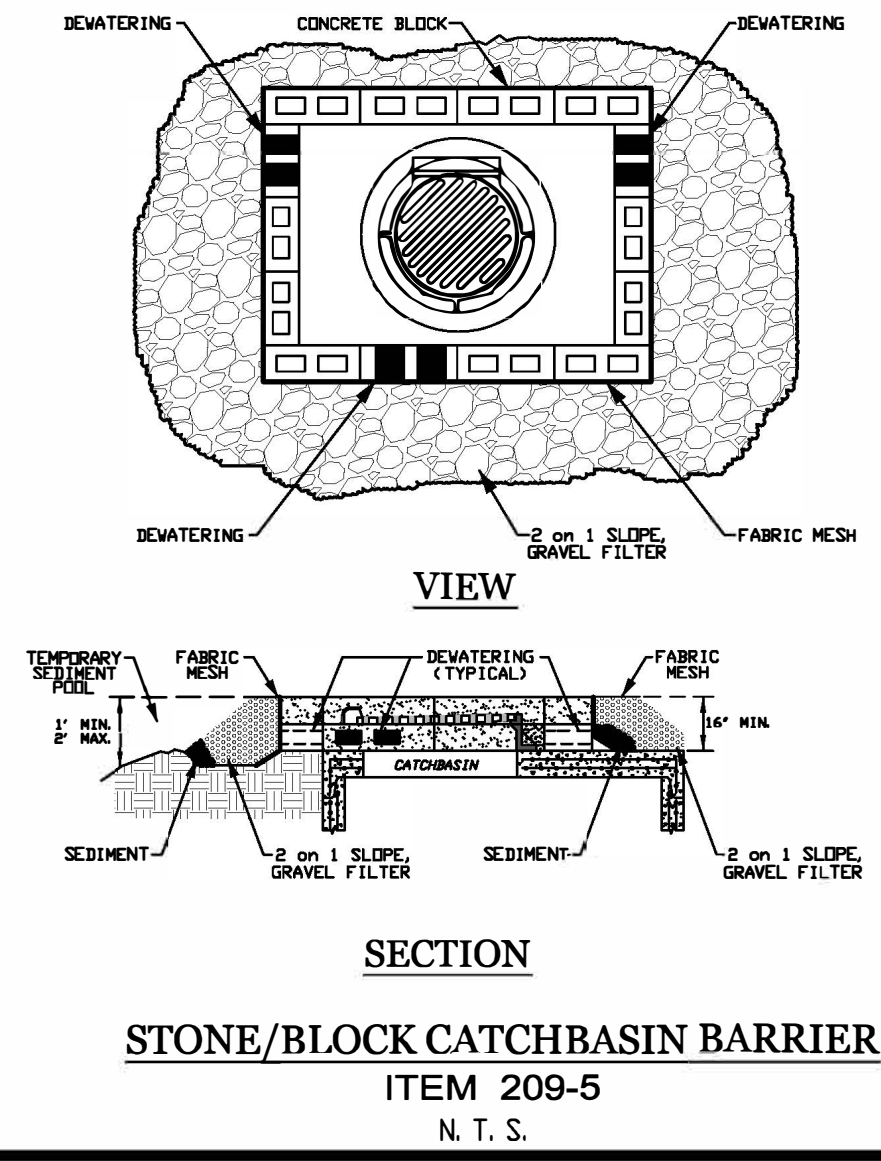
1. BALES SHALL BE PLACED AT THE TOE OF A SLOPE OR ON THE CONTOUR AND IN A ROW WITH ENDS TIGHTLY ABUTTING THE ADJACENT BALES.
2. EACH BALE SHALL BE EMBEDDED IN THE SOIL A MINIMUM OF 4 INCHES, AND PLACED SO THE BINDINGS ARE HORIZONTAL.
3. BALES SHALL BE SECURELY ANCHORED IN PLACE BY EITHER 2 STAKES OR RE-BARS DRIVEN THROUGH THE BALE. THE FIRST STAKE IN EACH BALE SHALL BE DRIVEN TOWARD THE PREVIOUSLY LAID BALE AT AN ANGLE TO FORCE THE BALES TOGETHER. STAKES SHALL BE DRIVEN FLUSH WITH THE BALE.
4. INSPECTION SHALL BE FREQUENT AND REPAIR AND REPLACEMENT SHALL BE MADE PROMPTLY AS NEEDED.
5. BALES SHALL BE REMOVED WHEN THEY HAVE SERVED THEIR USEFULNESS SO AS TO NOT BLOCK OR IMPEDE STORM FLOW OR DRAINAGE.
6. PAYMENT TO BE MADE UNDER ITEM 209-1



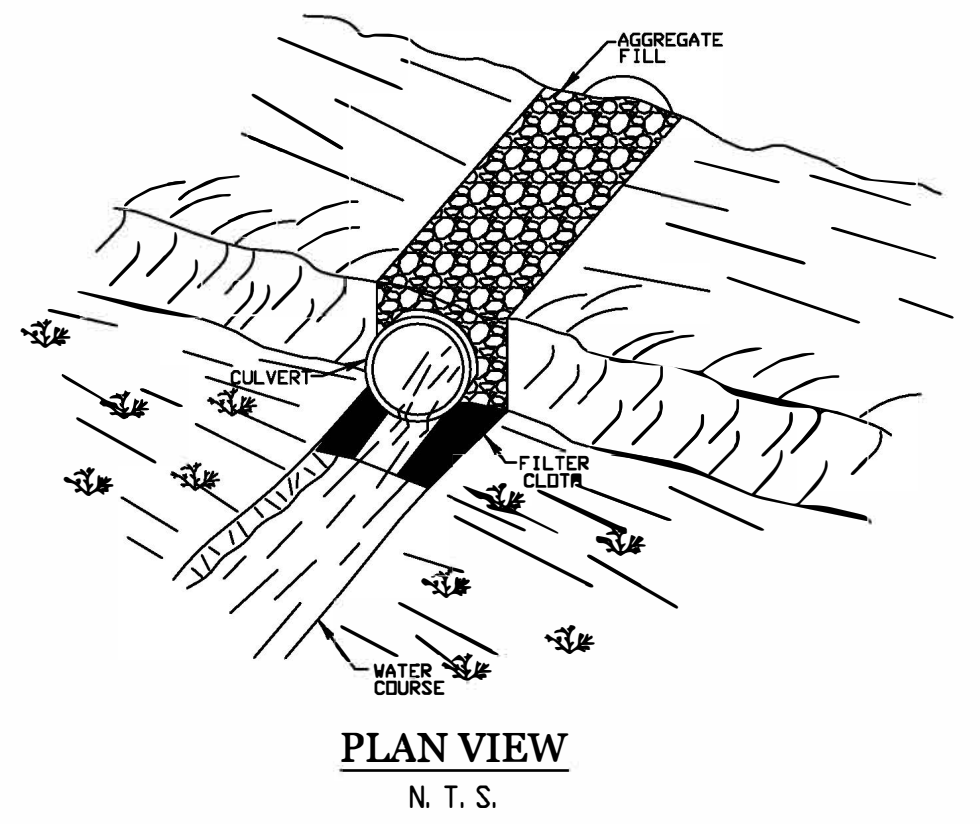
STABILIZED CONSTRUCTION ENTRANCE
ITEM 209-7
N. T. S.

GENERAL NOTES:

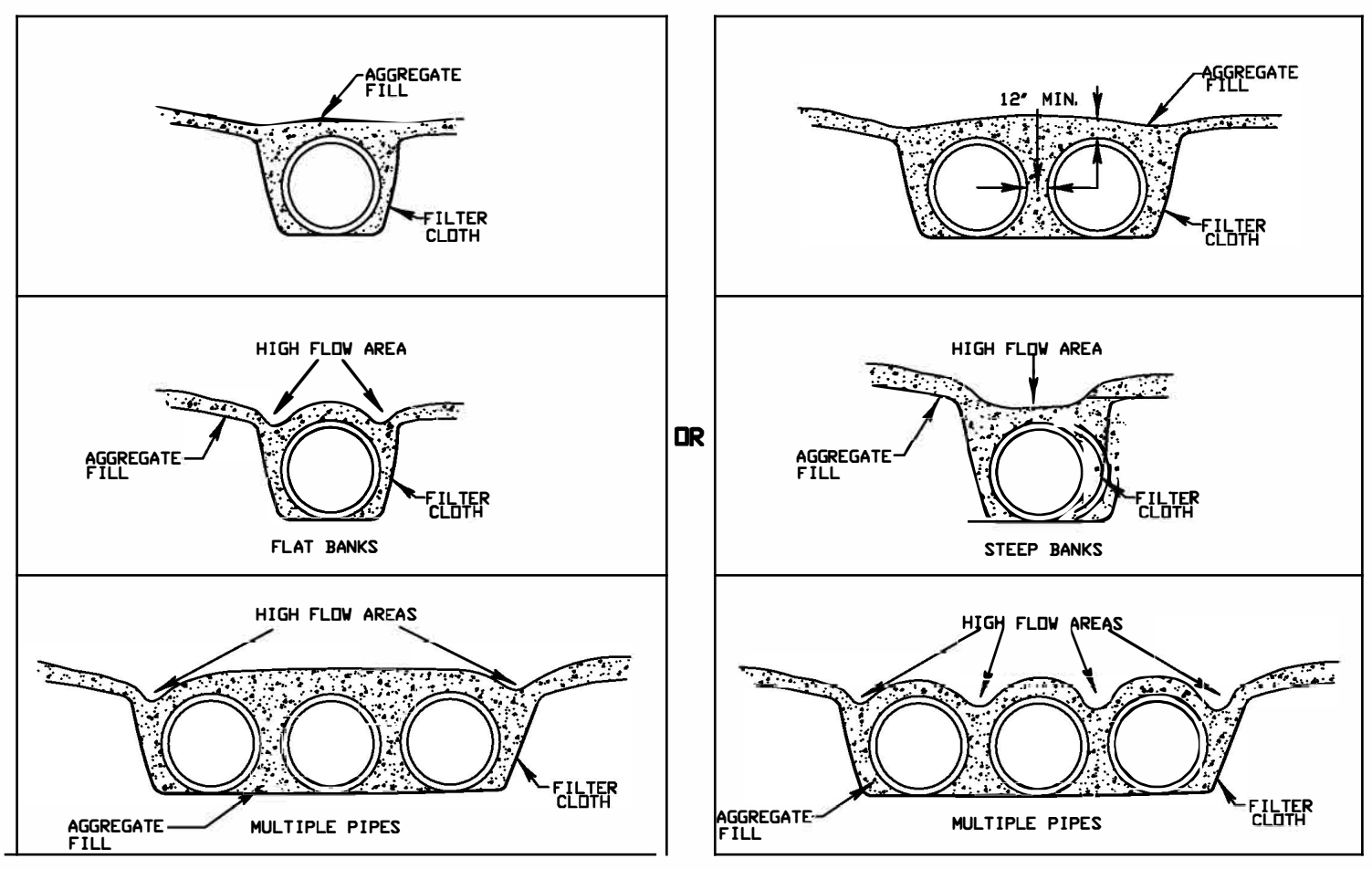
1. ALL NECESSARY PRECAUTIONS SHALL BE TAKEN TO PREVENT CONTAMINATION OF STORM WATER BY SILT, SEDIMENT, FUELS, SOLVENTS, LUBRICANTS, EPOXY COATINGS, CONCRETE LEACHATE, OR ANY OTHER POLLUTANT ASSOCIATED WITH CONSTRUCTION AND CONSTRUCTION PROCEDURES.
2. DURING CONSTRUCTION, NO WET OR FRESH CONCRETE OR LEACHATE SHALL BE ALLOWED TO ESCAPE INTO STORM WATER, NOR SHALL WASHINGS FROM CONCRETE TRUCKS, MIXERS, OR OTHER DEVICES BE ALLOWED TO ENTER STORM WATER.
3. ALL AREAS OF SOIL DISTURBANCE RESULTING FROM THIS PROJECT SHALL BE SEEDED AND MULCHED WITH STRAW WITHIN 7 DAYS OF FINAL GRADING. IF CONSTRUCTION ACTIVITIES ARE TO BE DISCONTINUED FOR MORE THAN 45 DAYS IN AREAS OF SOIL DISTURBANCE BEFORE FINAL GRADING IS COMPLETE, TEMPORARY GRADING SHALL ALSO BE SEEDED AND MULCHED WITHIN 7 DAYS.
4. PERIODIC CLEANING OF TEMPORARY SOIL EROSION AND WATER POLLUTION CONTROL DEVICES SHALL BE PERFORMED BY CONTRACTOR. THE COST OF CLEANING AND REMOVING TEMPORARY SOIL EROSION AND WATER POLLUTION DEVICES SHALL BE PAID UNDER THE APPROPRIATE ITEM USED FOR THE INSTALLATION OF THE DEVICE.
5. SILT FENCE SHALL BE PLACED PRIOR TO STARTING EARTHWORK OPERATIONS AND SHALL REMAIN IN PLACE UNTIL THE NEW SLOPES ARE STABILIZED WITH SEEDING AND/OR SLOPE PROTECTION.
6. C.B. SEDIMENT BARRIERS SHALL BE USED FOR C.B. PROTECTION. THIS CONTROL SHALL REMAIN IN PLACE UNTIL THE SLOPES DRAINING TO THE C.B. HAVE BEEN STABILIZED BY EITHER PAVING, SEEDING, OR SLOPE PROTECTION.
7. RING ANY TEMPORARY STOCKPILES OF TOPSOIL OR FILL WITH SILT FENCE TO PREVENT EROSION OF THE PILE. PILES EXPOSED FOR LONGER THAN 45 DAYS SHALL BE STABILIZED WITH TEMPORARY SEEDING AT NO COST TO THE CITY.
8. OTHER EROSION CONTROL DEVICES MAY BE REQUIRED, A.O.B.E., IN ADDITION TO DETAILS SHOWN ON THIS SHEET.
9. ALL SEDIMENT SHALL BE PREVENTED FROM ENTERING STORM DRAINS, DITCHES, OR WATERCOURSES.
10. THE SELECTION OF ALL MATERIALS NOT SPECIFIED IN THE CONTRACT DOCUMENTS NECESSARY TO BUILD OR MAINTAIN TEMPORARY SOIL EROSION & WATER POLLUTION CONTROL MEASURES SHALL BE THE CHOICE OF THE CONTRACTOR, SUBJECT TO THE APPROVAL OF THE ENGINEER IN CHARGE.



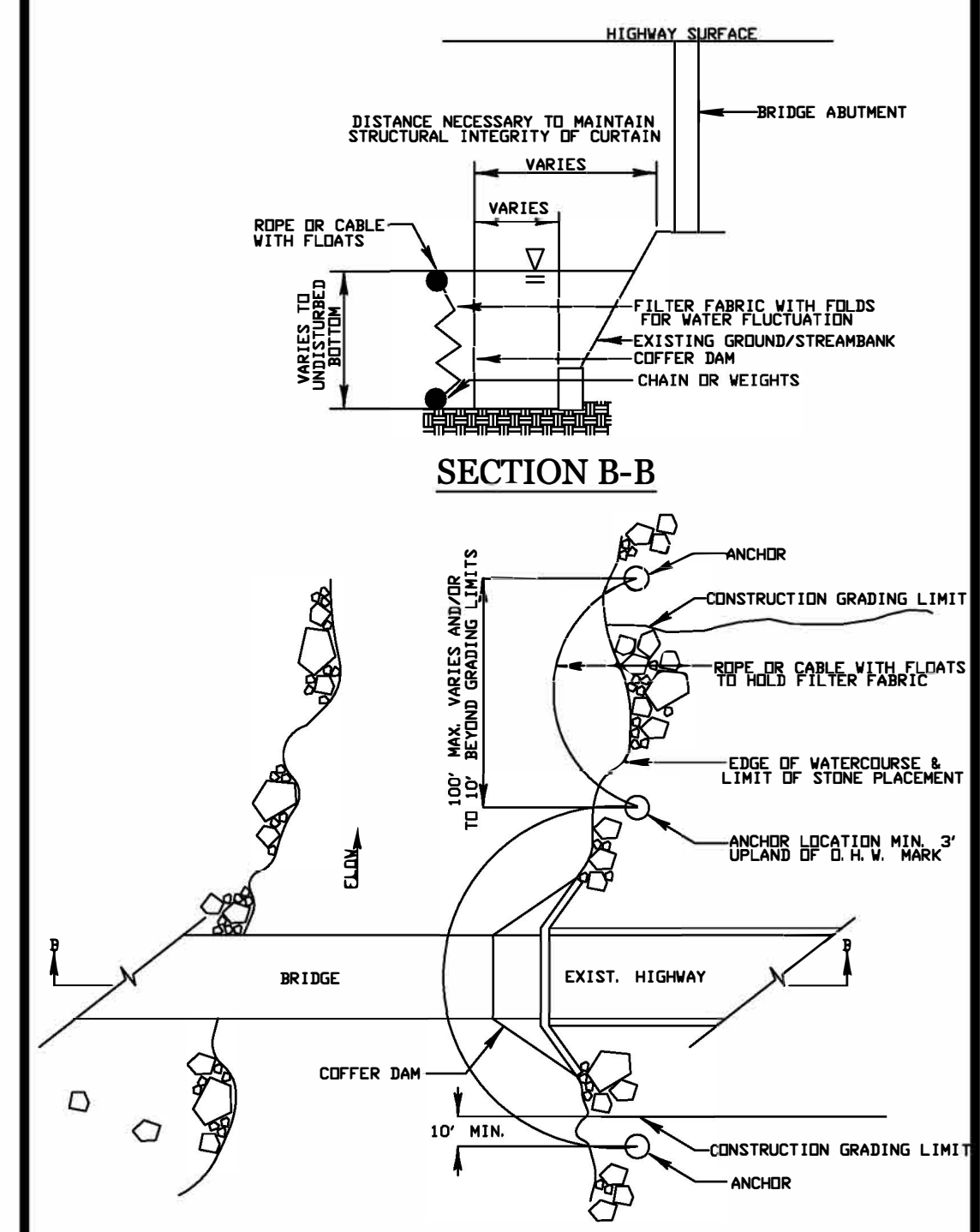
STONE/BLOCK CATCHBASIN BARRIER
ITEM 209-5
N. T. S.



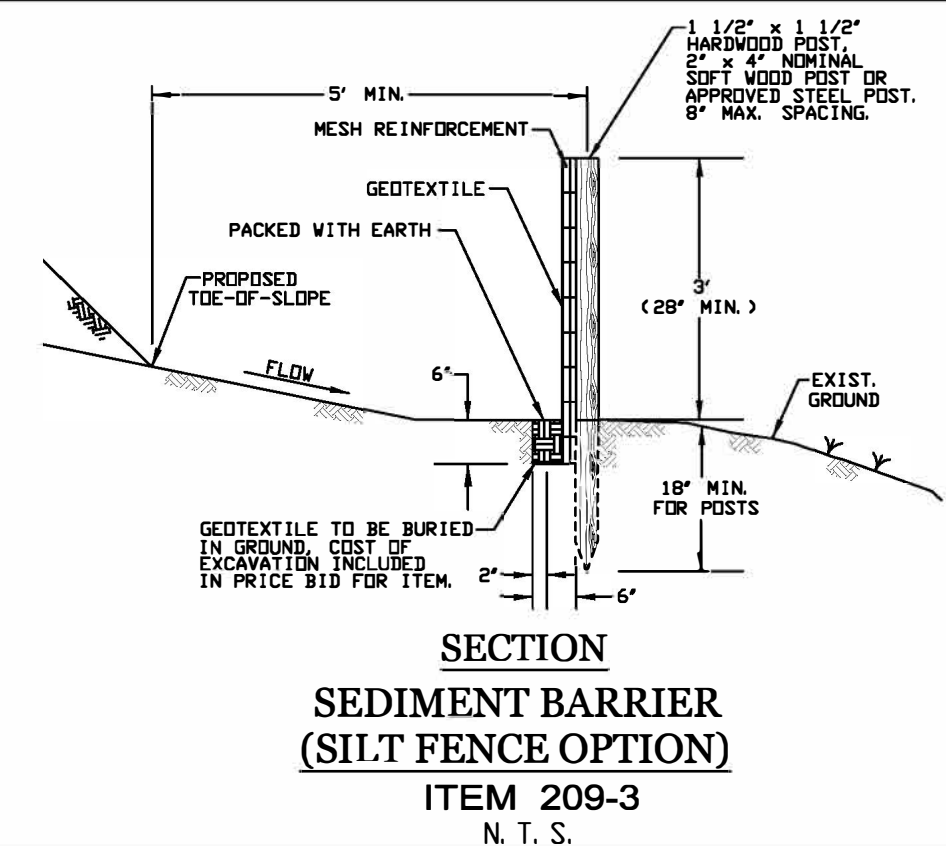
TEMPORARY ACCESS CULVERT
ITEM 209-9
N. T. S.



SECTION VIEW
TEMPORARY ACCESS CULVERT
ITEM 209-9
N. T. S.



PLAN VIEW
TURBIDITY CURTAIN
ITEM 209-6
N. T. S.




SECTION
SEDIMENT BARRIER (SILT FENCE OPTION)
ITEM 209-3
N. T. S.

7/13 ADD STABILIZED ENTRANCE, WATERWAY CROSSING AND TURBIDITY CURTAIN
9/05 ADD STONE/BLOCK CB. DETAIL
DATE REVISION

EROSION & SEDIMENT CONTROL

DESIGNED: C.O.B.
DRAWN: W.A.R.
CHECKED: D.J.F.
DATE: MARCH 2004
SCALE: NOTED
SHEET: ? OF ?

STANDARD DETAILS



DEPARTMENT OF ENGINEERING

DRAWING NO. 2015